

Use of Animals Research Plan Template


Good STEM is ethical STEM! It is important to make sure your idea will not harm or be unethical toward animals. If your idea involves animals, either invertebrate or vertebrate, **before beginning** any animal testing, you prepare a plan to follow using this template. It is a simple way to make sure you're doing ethical STEM and taking the best care of any animals involved.

Develop and share this plan with your adult supervisor – they can be a teacher, parent, guardian, mentor, or anyone supporting you with your idea.

Instructions:

- 1. Adult and Scientific Supervisor(s)** Who will be supporting you with your idea? When working with animals, it is important to also have a scientific supervisor. Your adult supervisor can be your scientific supervisor too, if they are qualified to support you in the area of STEM you are working in.
- 2. Data Collection** When will you start and stop collecting data from the animal(s)?
- 3. Location** Where you will be collecting your data?
- 4. Purpose** What is your idea looking to achieve? Briefly explain the research you did to support your idea. Explain the general procedure you will be using.
- 5. Animals**
 - a. Provide the scientific and popular name of the animal(s) you plan to use.
 - b. How many animals will be used?
 - c. What observations and/or measurements will be done on the animals?
- 6. The Three R's - Replacement, Reduction and Refinement** How will you use these principles when developing your procedure? You can learn more about The Three R's principles at nc3rs.org.uk/the-3rs
- 7. Risks** What are the potential risks in your idea? Write a complete and clear description of all known or anticipated risks, and how you will address them.
- 8. What are the potential benefits?** Your idea must have some benefit in order to justify using animals. Describe known and/or potential benefits to the animals and/or society. If this idea has already been tested, come up with a new idea.
- 9. Is this a continuation of a previous project?** If so, give a brief summary of the previous project.

If you choose to participate in a science fair, you may be required to share this plan.



1. Adult and Scientific Supervisor(s)


	First Name	Last Name	Email	Phone
Adult Supervisor ¹				
Scientific Supervisor				
Additional mentors				

2. Data Collection

Start Date	
End Date	


3. Location

¹ This person can also be your Scientific Supervisor, if they are qualified to support you in the area of STEM you are working in.




4. Purpose

5. Animals



6. The Three R's

7. Risks



8. What are the potential benefits?

9. Is this a continuation of a previous project?